


0.6/1 kV Single-core cables, PVC insulated, wire armoured with copper conductor

## Power Cable LV



### Single-Core Cables, with Stranded Copper Conductors, PVC Insulated, Aluminium Wire Armoured and PVC Sheathed

#### APPLICATIONS

These cables are intended for fixed installations, indoors and outdoors, in low voltage electricity systems. They are normally used for the distribution of electrical energy in urban networks, power or switching stations, industrial plants, as well as in switchgears, in applications where there is a risk of mechanical damage.

#### CABLE CHARACTERISTICS



Max. Operating temperature



Max. Shortcircuit temperature



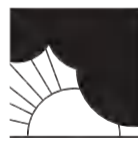
Flame propagation IEC 60332-1-2



Oil resistant ASTM D 1047



Mechanical impact Very Good



UV Resistant



Min. bending radius (r) = 12Ø

#### APPLICABLE STANDARDS

EES Low Voltage power cables are designed and tested to meet all the requirements of the latest edition of IEC 60502-1 standard. In addition, EES can also supply a range of alternative designs to meet customer-specified requirements.

#### CABLE CONSTRUCTION

##### Conductor

Plain annealed stranded circular or circular compacted copper conductor (Class 2 to IEC 60228).

##### Insulation

Extruded layer of Polyvinyl Chloride (PVC) - Type (PVC/A) to IEC 60502-1.

##### Core Identification

○ Red

##### Bedding

Extruded layer of Polyvinyl Chloride (PVC) - Type (ST1) to IEC 60502-1.

##### Armouring

Single layer of round non-magnetic (aluminium) wires.

##### Outer Jacket

Extruded layer of Polyvinyl Chloride (PVC) - Type (ST1) to IEC 60502-1.

Note: The core identification colour shown above is the most common. However, any other colour can be provided upon a customer's request (e.g. to HD 308 S2 or IEC 60445).


#### CABLE INSTALLATION




Direct Buried



In free air  
Ladders / Trays



In duct




In trench



Internal / external  
cabling



0.6/1 kV Single-core cables, PVC insulated, wire  
armoured with copper conductor  
**Power Cable LV**



**POWER CABLES / IEC 60502-1 CU / PVC / AWA / PVC**

**0.6 / 1 kV**

Nominal cross sectional area	ELECTRICAL DATA									DIMENSIONS AND WEIGHTS		Cable Code
	Max. Conductor Resistance		Continuous Current Ratings						Approx. overall diameter	Approx. overall weight		
	DC at 20 °C	AC at 70 °C	Buried direct in ground		In buried ducts		In free air					
	mm <sup>2</sup>	Ω / km	Ω / km	(a)	(b)	(c)	(d)	(e)	(f)	(g)	mm	
			A	A	A	A	A	A	A			
6	3.0800	3.6853	48	48	40	44	45	46	56	13.6	280	C213PA1010ACB51MR
10	1.8300	2.1897	63	63	53	58	60	62	75	14.2	330	C314PA1010ACB51MR
16	1.1500	1.3761	81	81	68	74	79	81	99	15.2	410	C315PA1010ACB51MR
25	0.7270	0.8701	104	104	87	95	104	106	129	16.8	540	C316PA1010ACB51MR
35	0.5240	0.6273	124	123	104	113	127	129	156	18.0	665	C317PA1010ACB51MR
50	0.3870	0.4635	146	145	123	132	153	155	185	19.6	825	C318PA1010ACB51MR
70	0.2680	0.3214	177	176	151	161	190	193	229	21.4	1065	C319PA1010ACB51MR
95	0.1930	0.2320	209	208	181	189	232	233	272	23.4	1370	C345PA1010ACB51MR
120	0.1530	0.1844	236	233	205	212	266	265	307	24.9	1640	C346PA1010ACB51MR
150	0.1240	0.1501	263	259	229	234	302	299	340	26.8	1960	C347PA1010ACB51MR
185	0.0991	0.1208	293	287	258	258	345	337	379	29.1	2380	C348PA1010ACB51MR
240	0.0754	0.0933	333	324	296	287	402	386	425	32.0	3010	C349PA1010ACB51MR
300	0.0601	0.0757	363	349	325	303	452	422	454	35.8	3755	C350PA1010ACB51MR
400	0.0470	0.0611	397	380	360	326	508	464	493	39.4	4740	C351PA1010ACB51MR
500	0.0366	0.0499	432	410	395	348	568	507	535	43.4	5965	C352PA1010ACB51MF
630	0.0283	0.0415	465	438	429	368	627	547	574	47.4	7395	C353PA1010ACB51MF
800	0.0221	0.0352	477	452	444	382	664	572	613	52.7	9480	C354PA1010ACB51MF
1000	0.0176	0.0312	503	476	475	408	729	623	678	61.5	11840	C255PA1010ACB51MF

